




# DIGITAL STORYTELLING

Dr. Ellen Maddin

Northern Kentucky University

# What is a digital story?

voice



mood

- A short (3-5 minutes) multimedia product designed to inform, persuade or entertain
- A creative work that combines images, text, narration and music to tell a “story”

Point of  
view

Personal  
experience

# What we know . . .

The process of researching, planning and producing a digital story:

- ▣ **Encourages reflection** (Jenkins & Lonsdale, 2007; Genereux & Thompson, 2008; Sandars & Murray, 2009)
- ▣ **Improves reading and writing** (Gregory & Steelman, 2008; Kajder, 2004; Sylvester & Greenidge, 2010)
- ▣ **Increases understanding of content** (Sadik, 2008)
- ▣ **Facilitates critical thinking** (Borneman & Gibson, 2011)
- ▣ **Helps learners to construct meaning** (Rossiter & Garcia, 2010)



# Lightning Bug

Your writing partner, helping you write a story from beginning to THE END



The difference between the almost right word and the right word is really a large matter - it is the difference between the lightning bug and the lightning" - Mark Twain 1888

Teacher Resources

Writing Resources



Find out what sort of writer you are!

Contact Lightning Bug



http://www.nbclearn.com/writersspeak



HOME

ABOUT

PRODUCTS

FREE RESOURCES

SUPPORT

PARTNERS

Free Resources > Writers Speak to Kids

Writers Speak to Kids

Decision 2012

Science of the Summer Olympics

Science Behind the News

Science of NHL Hockey

Science of NFL Football

Chemistry Now

Changing Planet

Science of the Olympic Winter Games

Finishing The Dream

**Writers Speak to Kids**

In this NBC Learn special collection, children's book authors share their writing experiences to help students learn more about the craft and techniques of creative writing. Additional interviews offering author insights and advice will be added through fall 2012. If you are having trouble viewing the videos, [click here](#).

Writers Speak to Kids



Showing 1-11 of 11

1



Writers Speak to Kids: Douglas Florian



Writers Speak to Kids: Clare Vanderpool



Writers Speak to Kids: Gordon Korman



Writers Speak to Kids: Jacqueline Woodson

# Computer Applications

For Digital Storytelling



- Home
- Watch A Movie
- Make A Movie
- Spotlight
- Extras
- Help

LOGIN

Nickname: \*

Password: \*

Log in

[Join The Site](#)  
[Forgot Password](#)

SEARCH



[Make A Movie](#)



[Watch A Movie](#)



[Join!](#)

ZIMMER BLOG

[+ All Posts](#)



**Cool treats!**

Posted 4 days ago  
by [nessa](#)

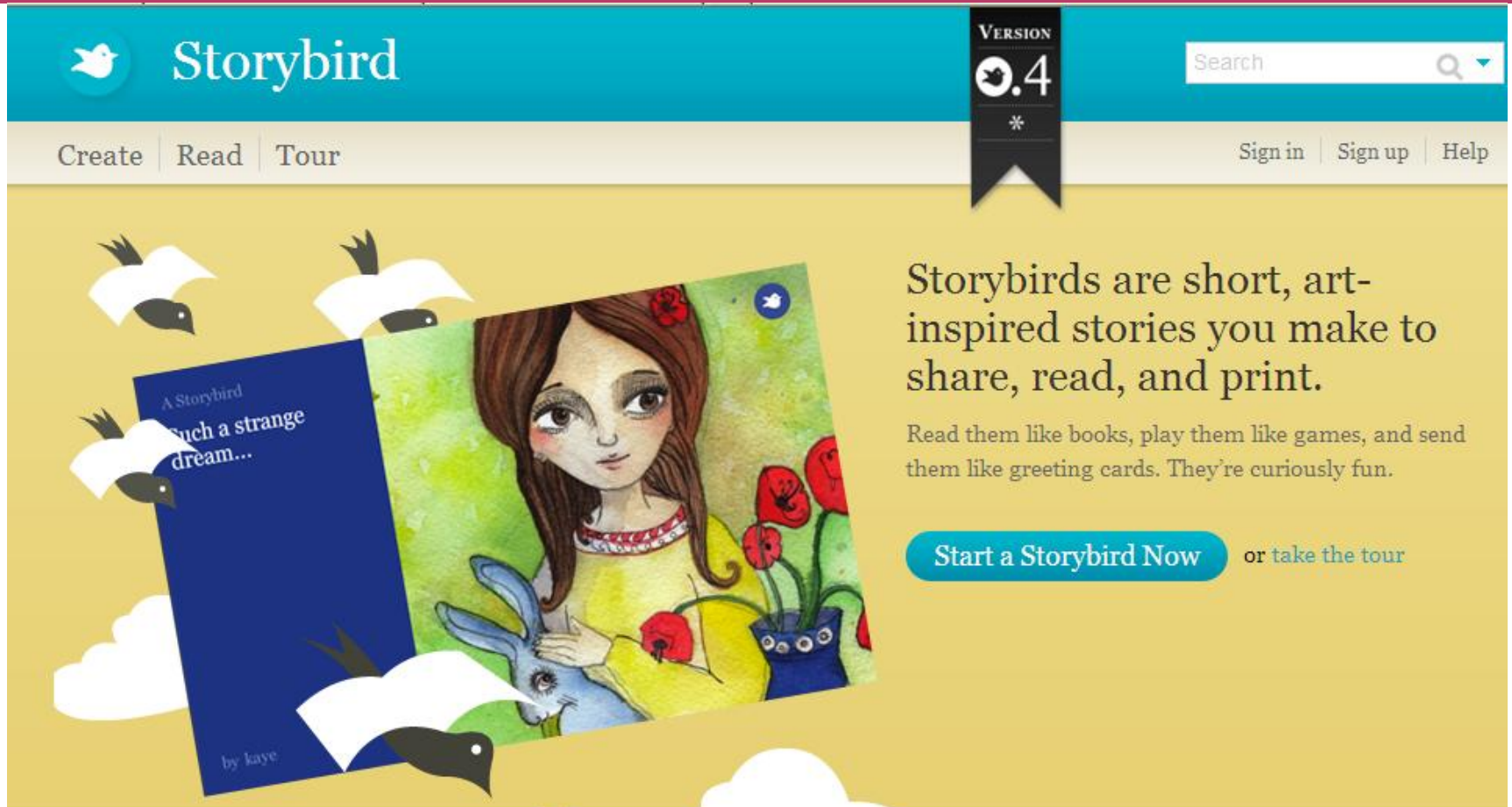


Online Application



<http://www.zimmertwins.com/>

# Story Bird (Online)




The screenshot shows the Storybird website interface. At the top left is the Storybird logo, a white bird icon on a teal background. To its right is the text "Storybird". Further right is a search bar with the word "Search" and a magnifying glass icon. Below the logo and search bar are navigation links: "Create", "Read", and "Tour" on the left, and "Sign in", "Sign up", and "Help" on the right. A dark teal banner on the right side of the header displays "VERSION 0.4" with a small bird icon and an asterisk below it. The main content area has a light yellow background. On the left, there is a large illustration of a storybird book cover. The cover is blue and green, featuring a girl with long brown hair holding a blue rabbit. The text on the book cover reads "A Storybird Such a strange dream... by kaye". Several white birds are flying around the book. To the right of the illustration, there is a text block: "Storybirds are short, art-inspired stories you make to share, read, and print." Below this is another line of text: "Read them like books, play them like games, and send them like greeting cards. They're curiously fun." At the bottom of this text block is a teal button that says "Start a Storybird Now" followed by the text "or take the tour".

<http://www.storybird.com>





# Photo Story 3 (Windows)



Teacher resources

Faculty resources

IT solutions

Products

Leadership

Training

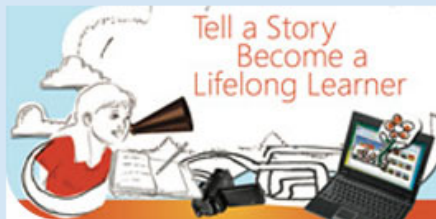
Buy and license

Microsoft in Education | Teaching guides

Contact us

## Digital storytelling in the classroom

When students create a movie or interactive slide show to tell their story, learning becomes personal. Students can improve their writing, show creativity, and have a voice.



### Digital storytelling teaching guide

Create movies and slide shows from photos and videos—right in your classroom. You can use either Windows Live Movie Maker or Photo Story.

Download guide

Thanks to Bernard Robin, Associate Professor of Instructional Technology, College of Education, University of Houston, for some of the resources below. See more at the University of Houston's website, [The Educational Uses of Digital Storytelling](#).

Resources for you



Tweet

Print



Add to favorites

### Helpful videos



Use Photo Story in class



Create a movie in a minute

# Photo Peach (Online)



**Photo Peach**  
Fresh Slideshows to GO!

**Sign up for Free!**

 Sign In with Facebook



**Share**  
Easily share your shows via email, IM, Facebook.

**Create**  
Quickly upload photos and make slideshows.

**Embed**  
in your blog or website to share it worldwide!

 **PhotoPeach for Educators** >

<http://photopeach.com>

# iMovie (Mac)



The screenshot shows the Apple website's navigation bar with links for Store, Mac, iPod, iPhone, iPad, iTunes, and Support. Below the navigation bar, the iLife '11 section is visible, with links for iPhoto, iMovie, GarageBand, Video Showcase, and Resources, along with an 'Upgrade Now' button. The main content area features the iMovie '11 logo, a star icon with a camera, and a promotional text: "iMovie makes it easy to turn your home videos into your all-time favorite films. You'll laugh. You'll cry. You'll watch them over and over again. And you'll share them with everyone." Below this text is a small video player icon and a link "Watch the iMovie video". To the right, a MacBook Pro laptop displays the iMovie '11 interface, showing a project titled "TURNER FAMILY AND THE SUMMER VACATION" with a storyboard and a shot list. At the bottom of the page, there are two buttons: "What's New in iMovie" and "What is iMovie?".

<http://www.apple.com/ilife/imovie/what-is.html>

# Movie Maker (Windows)

Microsoft

Search Microsoft.com

bing

Web

Teacher resources

Faculty resources

IT solutions

Products

Leadership

Training

Buy and license

Microsoft in Education | Teaching guides

Contact us

## Windows Live Movie Maker in the classroom

Windows Live Movie Maker is the fast, easy way to turn your photos and video clips into great-looking movies and slide shows for teaching.



### Windows Live Movie Maker teaching guide

Download this teacher's guide of tips for Windows Live Movie Maker.

Download guide



Tweet

Print



Add to favorites

### Helpful videos



Create a movie in a minute



Add transitions with ease

<http://www.microsoft.com/education/en-us/teachers/guides/Pages/windows-live-movie-maker.aspx>



# iPad Applications

For Digital Storytelling

# Storyrobe



★ HOME CREATE STORY OPEN STORY SHARE STORY

## Storyrobe

Storyrobe is an exciting new digital storytelling application for the iPhone and iPod Touch. Storyrobe lets you tell create digital stories using images and video from your camera or photo library. You can use the built in microphone, or any 3rd party microphone to create audio recordings with photos and videos. Use Storyrobe to tell, share, and add to others stories creating a Storyrobe™. Download it today from the app store.

CREATE STORY  
OPEN STORY  
SHARE STORY

Storyrobe

<http://www.storyrobe.com/storyrobe/Home.html>

# StoryKit



Read books on the computer. Create your own stories and keep them on your iPad bookshelf.

**INTERNATIONAL CHILDREN'S DIGITAL LIBRARY**  
A Library for the World's Children

Read Books About Library People How to Contribute In the News Help Sign In

English Español Français Монгол Русский

**THE LIBRARY**

**First-time Visitors**

- Read Books
- Using the Library
- Open a Library Account
- Featured Books

**Library Members**

- Sign in
- Community Forum

**Book News**

- Recently added Books
- Award-winning Books
- Featured Books
- White Ravens List

**THE FOUNDATION**

- Mission
- Letter from the Director
- Board of Advisors
- Foundation Team
- Sponsors
- Book Contributors

**FEATURED BOOKS**

**Dima**  
Written by Safa Ameer; Arabic  
[Read book >>](#)

**Magic Dogs of the Volcanoes**  
Written by Manlio Argueta; English, Spanish  
[Read book >>](#)

**The Rocket Book**  
Written by Peter Newell; English, French, Hebrew, Korean, Russian  
[Read book >>](#)

Exploring the ICDL with Sarah [Read more >>](#)

**POPULAR SEARCHES:**

- Books by Country
- Recently Added
- Award Winning
- Advanced Search

MORE >>

**FROM OUR SHELVES**

Persian / Farsi English

German Mongolian

**SUPPORT THE LIBRARY**


[MAKE A DONATION](#)

[VISIT OUR GIFT SHOP](#)

**LIBRARY NEWS AND NOTES**

<http://en.childrenslibrary.org/>

# Toontastic



Bel-Aire  
Elementary



<http://launchpadtoys.com/toontastic/>



# Toontastic Story Elements

## Let's make a Cartoon!

### Story Arc

A cartoon is an animated story made up of different types of scenes: a Setup, a Conflict, a Challenge, a Climax & a Resolution. Together, these scenes form the Story Arc. Toontastic guides kids through the Story Arc, introducing key concepts and helping them to define the turning points in their stories. The first step in creating a cartoon is to select which scene you'd like to edit.



# Setting



## Choose a setting

Where does your scene take place?  
You can choose from a variety of adventurous settings (Pirate Ships, Magic Castles, Undersea, etc.) or let your imagination run wild by drawing your own backgrounds!

# Characterization



**Pick your  
characters**

Who will be in your scene? Once you've chosen the setting, you can pick from a cast of characters (from Pirates to Princesses and our favorite, a Monkey) in the Toy Box, custom color them if you wish, and draw your own characters using the paintbrush.



# Voice-over and Animation



## **Animate!**

3-2-1 Action! To animate your scene, simply press the "Start Animation" button, move your characters around onscreen, and tell your story! The microphone will record your voice along with all of your characters' actions onscreen. Characters (and their limbs) can be moved, scaled, and rotated with simple multitouch gestures and multiple characters can be animated simultaneously for collaborative play!




# Mood

## Music

The final step in creating a scene is to determine the background music. In Toontastic, music is defined by the scene's Emotional Energy. Is your scene Passionate, Angry, Sad? Shape your Story Arc by adjusting the energy level of your scene up and down and then choose the appropriate emotion song and corresponding song.



# Global Storytelling Network



Global Storytelling Network for Kids provides opportunities for writers to publish their stories.



## Save

Once you've finished all the scenes in your story, you can title your cartoon, add your name as the director, and play your cartoon for everyone to see.



## Share

If you wish, you can also share your cartoon online on ToonTube, our Global Storytelling Network for Kids, to earn badges for Top 'Toons.

# Digital Stories

- Give children opportunities to express themselves non-linguistically (through pictures and music)
- Engage and motivate reluctant learners
- Provide scaffolding for struggling writers
- Deepen understanding of story structure
- Promote creativity and problem-solving
- Allow children to share their stories with a wider audience

# References

- Beach, R., Hull, G. & O'Brien, D. (2010). Transforming English language arts in a Web 2.0 world. In D. Lapp. & D. Fisher (Eds.), *Handbook of research on teaching the English language arts* (pp. 161-167). New York, NY: Routledge.
- Czarnecki, K. (2009). Digital storytelling in practice: Storytelling in context. *Library technology reports*, 45(7), 5-8.
- Genereux, A. & Thompson, W. (2008). Lights, camera, reflection! Digital movies: A tool for reflective learning. *Journal of college science teaching*, 37(6), 21-25.
- Jenkins, M. & Lonsdale, J. (2007). Evaluating the effectiveness of digital storytelling for student reflection. Proceedings from ascilite Singapore 2007, *ICT: Providing choices for learners and learning*. Nanyang Technological University, Singapore.



# References

- Kajder, S. (2004). Enter here: Personal narrative and digital storytelling. *The English journal*, 93(3), 64-68.
- Koch, A., Heo, M. & Kush, J. (2012). Technology integration into pre-service teacher training. *International journal of information and communication technology education*, 8(1), 1-14.
- Legal music for videos (n.d.). *Creative commons website*. Retrieved from <http://creativecommons.org/legalmusicforvideos>
- Partnership for 21<sup>st</sup> century skills website (n.d.). Retrieved from <http://p21.org/>
- Robin, B. (2008). Digital storytelling: A Powerful technology tool for the 21<sup>st</sup> century classroom. In *Theory into practice* (pp. 220-228). Columbus, OH: The College of Education and Human Ecology, The Ohio State University.

# References

- Robin, B. (2011). *The educational uses of digital storytelling website*. Retrieved from <http://digitalstorytelling.coe.uh.edu>
- Rossiter, M. & Garcia, P. (2010). Digital storytelling: A new player on the narrative field. Special Issue: Narrative perspectives on adult education. *New Directions for Adult and Continuing Education*, 126, 37-48
- Sadik, A. (2008). Digital storytelling: A meaningful technology-integrated approach for engaged student learning. *Educational technology research and development*, 56(4), 487-506.
- Sandars, J. & Murray, C. (2009). Digital storytelling for reflection in undergraduate medical education: A pilot study. *Education for primary care*, 20, 441-444.
- Sylvester, R. & Greenidge, W. (2009). Digital storytelling: Extending the potential for struggling writers. *The reading teacher*, 63(4), 284-295.